



**Accord®**

60" x 30" Smooth Bath/Shower with Backer Boards  
**71240126**



### Features

- Alcove installation
- 15" apron
- Solid Vikrell material
- Right drain
- Snap-together modular design
- Smooth, high-gloss walls
- No caulk required
- Four corner shelves
- Aging in Place backerboards

### Included Components

Product consists of:

- 71244106 60"x 30" Wall Set with Backer Boards
- 71141126 60" x 30" Bath with Backer Board



### Codes/Standards



CSA B45.5/IAPMO Z124  
ASTM E162  
ASTM E662  
Greenguard UL 2818 - Gold  
HUD, UM Bulletin 73

### Warranty – Bathing Fixtures (and) Kitchen and Utility Sinks Made of Solid Vikrell® Material

See website for detailed warranty information.

### Available Colors/Finishes

*Color tiles intended for reference only.*

Color	Code	Description
	0	White
	96	KOHLER Biscuit

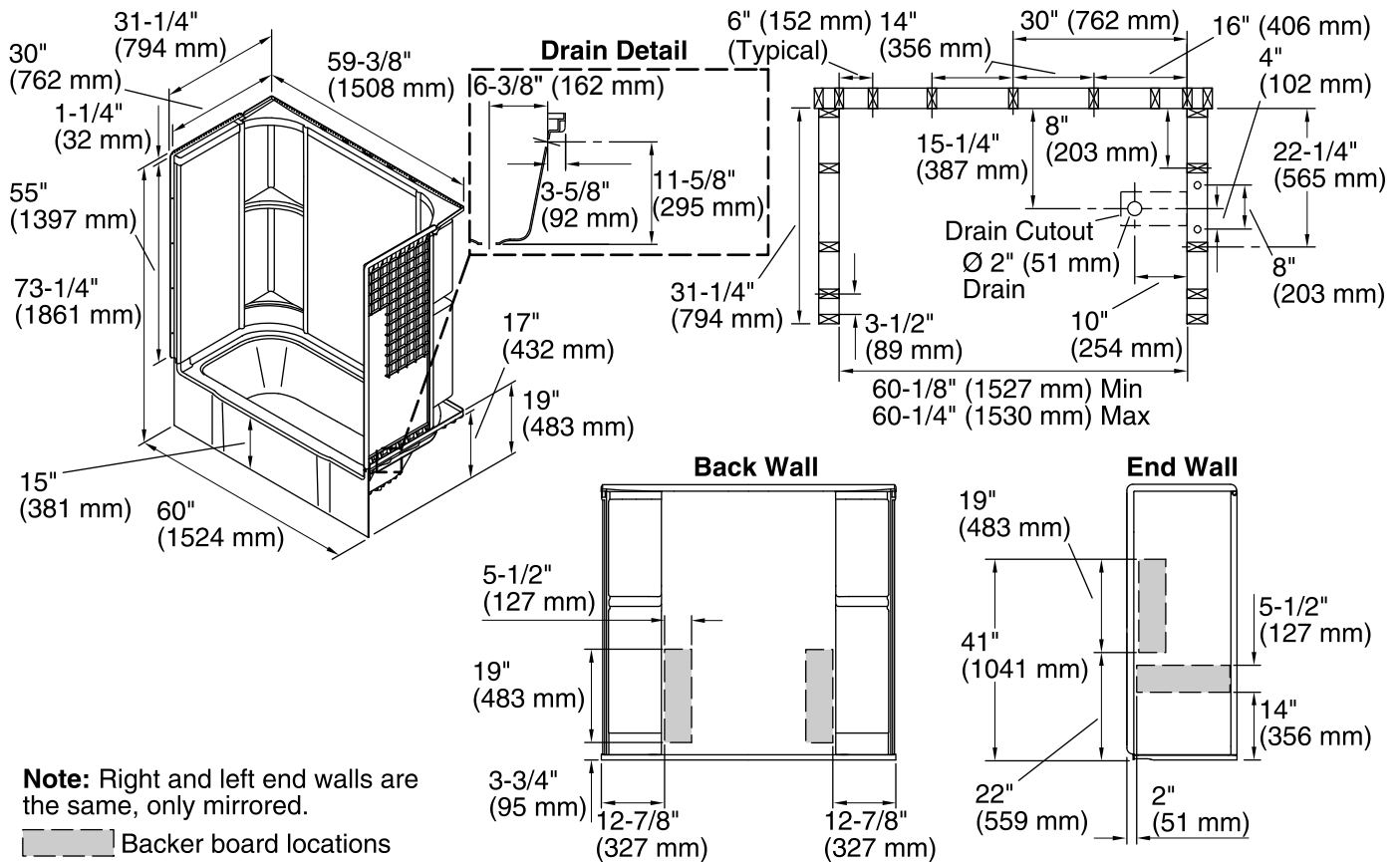
1-800-STERLING (1-800-783-7546)

Kohler Co. reserves the right to make revisions without notice to product specifications.

For the most current Specification Sheet, go to [www.sterlingplumbing.com](http://www.sterlingplumbing.com).

4-26-2019 00:31 - US

### 60" x 30" Smooth Bath/Shower with Backer Boards 71240126



#### Technical Information

All product dimensions are nominal.

Installation:	Three-wall alcove
Drain location:	Right
Basin area, bottom:	46-1/4" x 20-1/2" (1175 mm x 521 mm)
Basin area, top:	52-1/4" x 22-1/2" (1327 mm x 572 mm)
Water depth:	11" (279 mm)
Water capacity:	34 gal (128.7 L)
Minimum flat for door:	2-3/4" (70 mm)
Maximum door height:	56-1/2" (1435 mm)
Maximum door width:	56-3/4" (1441 mm)

#### Notes

Install this product according to the installation instructions.

Product is designed to be used with a single-handle mixer valve with an escutcheon cover not to exceed 7-3/4" (197 mm) in width.

Double studing is recommended for pivot shower door installations.

Studs should be positioned roughly as shown.

Bath cannot be installed without the wall surround.

Attach grab bars at the specified backerboard locations only.

Width of back wall at the top transitions from 60" (1524 mm) at the front to 59-3/8" (1508 mm) in the back corners. Furring strips approximately 1/4" (6 mm) thick should be used at the back corner studs if drywall is to be installed over the nailing flange.